

LCIR-3E1368V



Product Feature

- Sony EXview HAD CCD II, ultra high 700TVL resolution
- Sony Enhanced Effio-E DSP w/ ATR (Digital Wide Dynamic Range)
- OSD menu with NR, White Balance, Image & various adjustment
- Extreme high sensitivity (works well under low light)
- Vandalproof design, metal camera body, IP66 rating
- Easy installation, 3-axis adjustment
- Adjustable viewing angle with manual zoom lens



Model	LCIR-3E1368V
Horizontal Resolution	700 TV Lines
Image Sensor	1/3" SONY 960H CCD (ICX673AKA)
DSP	Sony Enhanced Effio-E (CXD4140GG)
Functions	ATR, BLC, HLC, 2DNR, OSD, P.Mask
White Balance	Auto / Push / Push Lock / Anti-CR / User
Effective Pixels	976(H) x 582(V)
Lens	2.8-12mm Manual Zoom Lens
Usable Illumination	0Lux (IR on)
IR LED	Ø 5 x 36PCS
IR Effective Range	30m
TV System	PAL
Sync System	Internal
S/N Ratio	More than 52dB
Gamma Correction	0.45
Video Out	Composite Signal (1.0Vp-p, 75Ω)
Scanning System	625 Lines, 50 Field / sec
Electronic Shutter Time	Auto, 1/50 - 1/100,000 sec
Operation Temperature	-10°C ~ +50°C, RH95% Max
Power	DC12V, 80mA (IR off), 350mA (IR on)
Dimension	Ø 119 x 98(H) mm
Weight	680g (camera), 770g (with box)



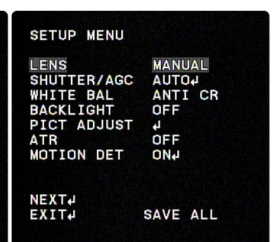
ATR on

ATR off

The ATR (Adaptive Tone Reproduction) function provides gradation compensation to improve the contrast of image where both low-luminance areas and high-luminance areas exist in the same picture.

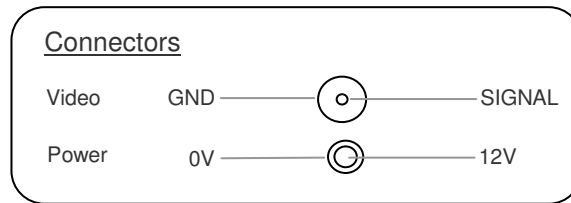
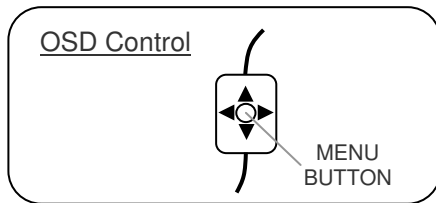
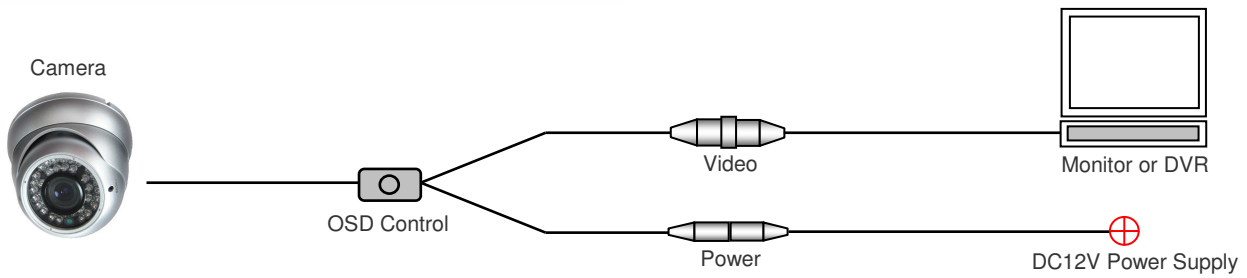


HLC (Highlight Compensation) reverses the excess bright spots capturing properly exposed images even in the face of bright light sources such as car headlights.



The Effio-E DSP includes OSD (on-screen display) functions that allow camera settings to be made using the display. This function provides preset menus in eight languages without using an external microcontroller.

CONNECTION



TROUBLESHOOTING

1) No video after supplying power

- Check power supply voltage and polarity, voltage must be within $\pm 5\%$ of specification.
- Check signal connections and display device.

2) The video has interference ripples

- It may be caused by power supply AC noise, use power supply that has built-in AC noise filter.
- The signal or power cable may be subjected to interference from nearby equipment or high power cables.
- Check signal connections and display device.

3) The video background changes color continuously

- Color roll problem is primarily caused by electromagnetic field interference from florescent lamp.
- Reduce the number of florescent lamp or increase the distant between camera and lamp will help alleviate this problem.
- Use camera that has anti color roll function.

4) The video smear, breaks up or video loss momentarily

- The power supply voltage may be unstable. Power supply may be faulty.
- Cables may have high impedance, check cable connections.

5) The video has horizontal rolling lines moving up or down the screen

- It may be caused by ground loop interference. Use a ground loop isolator at both end of signal cable.

NOTES

- ONLY USE POWER SUPPLY THAT MEETS THE CAMERA'S REQUIREMENT. SUPPLY OF INCORRECT VOLTAGE WILL DAMAGE CAMERA.
- DO NOT REMOVE CAMERA COVER OR DISMANTLE CAMERA. NO USER SERVICEABLE PARTS INSIDE.
- DO NOT EXPOSE NON-WEATHERPROOF CAMERA TO RAIN OR MOISTURE.
- DO NOT USE CAMERA IN AREA WITH HIGH RADIATION OR HEAT.
- WHEN USING CAMERA IN FREQUENT THUNDER STORM REGION, USE SURGE PROTECTION DEVICE FOR CAMERA.